



# APNA eLearning Center

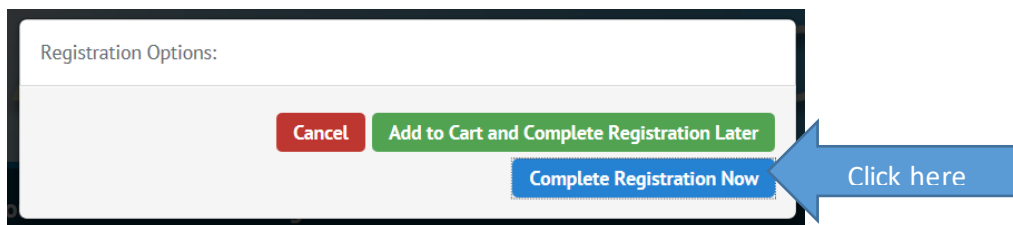
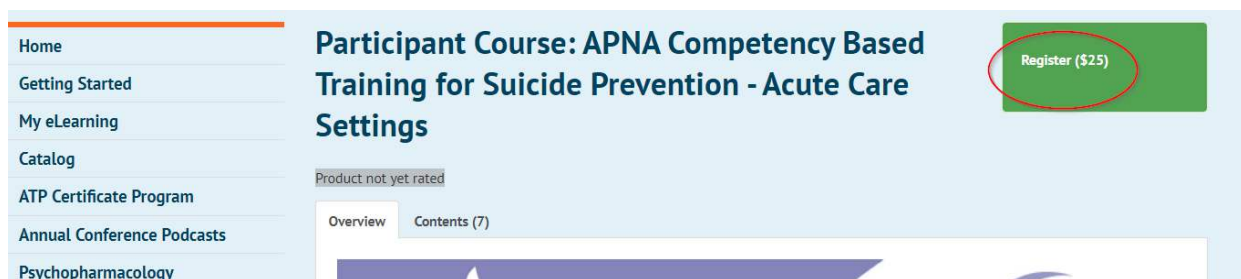
## Welcome, let's get started!

Thank you for participating in an APNA course! We're excited to present you with the opportunity to earn CNE contact hours while enhancing your psychiatric-mental health nursing knowledge. Use the below directions to get started.

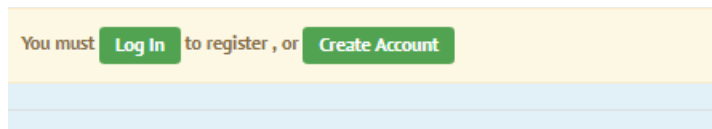
### 1. Registering for the Session

Copy and paste this link in your browser to go to: <https://e-learning.apna.org/products/participant-course-apna-competency-based-training-for-suicide-prevention-acute-care-settings-ventura-2023>

- Review the course overview and format description and click "Register"



- If you are an **APNA member** or a **non-member with an APNA account**, enter in your username and password. **If you do not know your username and password**, contact APNA toll free at 855-863-2762. If you do not have an APNA account, **choose "Create Account"** which will guide you through a quick profile set up.



- Enter in your discount code in the **Discount Code** box on the Cart page and press **Apply Discount**. Your registration should now display as \$0.00.

**Your Discount Code: 4VXf8KvU**

*Please do not share this discount code, it is limited to your account and is not transferable.*



# APNA eLearning Center

Code is case sensitive.

- Click “Complete Registration”

### 3. Accessing the final course training steps

Once you have registered, you are ready to begin to begin the final steps of your training! You must complete all program components in order to earn continuing education credit and receive your CE certificate.

Click “View Product” to begin the session.

Helpful tips to navigate through the course:

The course link, <https://e-learning.apna.org/products/participant-course-apna-competency-based-training-for-suicide-prevention-acute-care-settings-memorial> is accessible 24/7 via your computer or tablet. You are free to log in and out of the session as often as you need.

- Prior to your live training, you will need to complete a survey and a pre-assessment. The score of your pre-assessment does not affect your ability to earn the certificate, it is to more accurately measure learning outcomes.



# APNA eLearning Center

- Following the live training, you will need to complete the post-test. A response is required for each question so you will be unable to submit until all items are complete. You will receive your score and be able to review any incorrect responses following the submission of your post-test.
- At the end of the post-test, you will complete an evaluation on your training experience.
- Once all components are complete, you will be able to access your certificate. The certificate is available to print or save electronically.

The screenshot displays the APNA eLearning Center interface. The top navigation bar includes links for 'About APNA', 'Membership', 'Resource Center', 'Continuing Education', and 'G'. The left sidebar contains a list of links: 'Home', 'Getting Started', 'My eLearning' (circled in red), 'Catalog', 'ATP Certificate Program', 'Annual Conference Podcasts', 'Psychopharmacology', 'Special Skills for Psychiatric Nurses', 'Opioid Use Disorders', 'MAT Training', and 'Recommended For You'. The main content area is titled 'Participant Course: APNA Training for Suicide Prevention Settings'. Below the title, it states 'Product not yet rated'. There are two tabs: 'Overview' and 'Contents (7)', with a red arrow pointing to the 'Contents (7)' tab. The 'Contents (7)' tab is active and shows a list of items: 'Acknowledgement' (checked), 'Pre-Course Self-Assessment Survey' (1 Question), and 'On-Site Completion Code'.

- If you experience technical issues, click the “Live Support” link at the top of the page or the “Help” item in the left navigation (<https://e-learning.apna.org/help>). You can call, email, or message for technical support.